

**KHSAA TITLE IX
ANNUAL REPORT SUBMISSION
STATUS REPORT
2009-2010**

KHSAA
Form T65
Revised 4/09

TO: KHSAA Member School Superintendents, Principals, and Athletic Directors

FROM: Brigid L. DeVries, Commissioner
Darren Bilberry, Assistant Commissioner

DATE: May 6, 2010

School	Allen Central High School	Reviewed by	Kathy Johnston
--------	---------------------------	-------------	----------------

The following is a status report regarding the required 2009-2010 Title IX Annual Report submission of forms due into the KHSAA office by April 15, 2010. Appropriate KHSAA Audit Team personnel have reviewed these forms and the following is a summary of this review.

I. Checklist of Forms properly submitted in a satisfactory manner:


x	GE 19 (Annual Verification)	x	T-35 (Budget Expenses)
x	T-1 (Summary Program Chart 1)	x	T-36 (Budget Expenses)
x	T-2 (Summary Program Chart 2)	x	T-41 (Checklist – Overall Interscholastic Program)
x	T-3 (Summary Program Chart 3)	x	T-60 (Corrective Action Plan)
x	T-4 (Summary Program Chart 4)	x	T-63 (Interscholastic Survey Results)

II. Status

A.	x	2009-2010 Forms are satisfactory and no further information or action is necessary at this time.
B.		Errors have been noted with respect to the following forms:
C.		The following forms were omitted and must be submitted by school representatives:
D.	x	<p>According to the 2009-2010 data, the school appears to be meeting the standards established in:</p> <p><input checked="" type="checkbox"/> Test 1 (Athletic participation is proportionate to enrollment)</p> <p><input type="checkbox"/> Test 2 (History and continuing practice of program expansion)</p> <p><input type="checkbox"/> Test 3 (Full and effective accommodation of interests and abilities)</p>
E.	x	<p>Other Recommendation and Comments: All calculations appear to be correct. According to the data and responses submitted, the school is currently meeting the standard for Test 1 for the provision of athletic opportunities. The response on T-3 indicates that this area is being met, however, is not supported by the recent student interest survey which shows interest in cross country, golf, tennis, and swimming. In order to meet the standard for Test 3, this should be addressed by the Gender Equity Committee and future corrective action plans should include how the school is addressing the validity of these interests.</p>

ALLEN CENTRAL HIGH SCHOOL

TITLE IX PROCEDURES



2008 – 2009
Annual Report

Submitted:
1 April 2010



KENTUCKY HIGH SCHOOL ATHLETIC ASSOCIATION
2009-2010 ANNUAL VERIFICATION OF TITLE IX PROCEDURES
(To be submitted by April 15, 2010 along with other required forms)

The Allen Central High School, Eastern, Kentucky
(Name of High School) (City)

certifies to the Kentucky High School Athletic Association that the following is an accurate and true representation of the facts surrounding compliance with 20 U.S.C. Sections 1681-1688, et. Seq. (also known as Title IX)

I certify the following provisions in accordance with records at the school contained in the permanent Title IX file, and to the best of my knowledge have completed the following tasks (All boxes must be checked).

Established a gender equity committee at the high school (list committee personnel and provide attachment if necessary).

NAME	ADDRESS	PHONE	TITLE
Lorena Hall	Route 80, Box 139, Eastern, Kentucky 41622	(606) 358-9543	Principal
Larry D. Maynard	P.O. Box 1678, Inez, Kentucky 41224	(606) 298-7007	Athletic Director/Volleyball Coach
Jenny Bays	797 Wilson Creek Road, Langley, Kentucky 41645	(606) 285-5116	Cheerleading Sponsor
Jeremy Hall	67 Pivot Rock Road, Martin, Kentucky 41649	(606) 285-9819	Football Coach
Mark Martin	172 Justice Plaza, Pikeville, Kentucky 41501	(606) 205-4798	Boys Basketball Coach
Kathy Hodge	811 West Garrett Road, Garrett, Kentucky 41630	(606) 358-4156	Parent
Melissa Tackett	324 Three Oaks, Langley, Kentucky 41645	(606) 285-9095	Parent

SEE ATTACHMENT

Scheduled a minimum of three meetings during the 2008-2009 school year on the following dates:

19 August 2009
21 October 2009
18 March 2010

Designated the following person(s) as the Title IX coordinator for the school:

<u>Larry D. Maynard</u>	<u>Athletic Director</u>	<u>Route 80, Box 139, Eastern, KY</u>	<u>(606) 358-5305</u>
Name	Title	Address	Phone

Designated the following person(s) as the Title IX coordinator for the district:

<u>Keith Henry</u>	<u>Principal/County Athletic Director</u>	<u>Martin, KY</u>	<u>(606) 285-3634</u>
Name	Title	Address	Phone

School personnel are continuing to make periodic reviews of the boys' and girls' athletics program reflected in the Corrective Action Plan.

In addition to the above information, the above referenced school maintains a complete permanent file relative to Title IX records including copies of the self-assessment audit, all corrective action plans, and other related materials.

Lorena Hall
Principal's Signature

30 March 2010
Date

[Signature]
Superintendent Signature

[Signature]
School Board Chairpersons' Signature

(Send original copy to KHSAA - Maintain duplicate in Title IX school folder)

**KENTUCKY HIGH SCHOOL ATHLETIC ASSOCIATION
2009 - 2010 ANNUAL VERIFICATION OF TITLE IX PROCEDURES**

GENDER EQUITY COMMITTEE (Continuance)

Name	Address	Phone	Title
Tiffany Hall	P.O. Box 61, McDowell, Kentucky 41647	(606) 377-2921	BKG / FP Coach
Josh Todd	121 Shady Lane, Beattyville, Kentucky 41311	(606) 567-5176	Baseball Coach
Kelsey Jones	541 Johns Branch, Langley, Kentucky 41645	(606) 285-9851	Student Athlete
Chris Stumbo	P.O Box 212, McDowell, Kentucky 41647	(606) 377-6022	Student Athlete

2009-2010
ACCOMMODATION OF INTERESTS AND ABILITIES
SUMMARY PROGRAM CHART 1

KHSAA
 Form T1
 Rev. 12/07

Participation Opportunities Test One

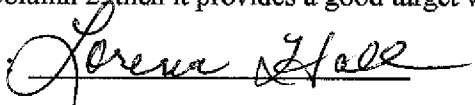
		(Column 1)	(Column 2)	(Column 3)	(Column 4)
	Program	Enrollment	Percentage of Total Enrollment	Number of Interscholastic Participants (double and triple count)	Percentage of Total Participation
Row 1	GIRLS	188	47% ✓	104	46% ✓
Row 2	BOYS	210	53% ✓	124	54% ✓
Row 3	Totals	398	100%	228	100%

Instructions:

*Number of 8th grade students & below used in Column 3 and Column 4 calculations if applicable: 13

- 1) Determine the total number of girls enrolled, (place in Row 1, Column 1). Determine the total number of boys enrolled, (place in Row 2, Column 1).
- 2) Add the total number of girls and boys enrolled to determine total enrollment, (place in Row 3, Column 1).
- 3) Calculate the percentage of total enrollment that is female. (Divide Row 1, Column 1 by row 3, Column 1 and place in Row 1, Column 2.) Calculate the percentage of total enrollment that is male. (Divide Row 2, Column 1 by Row 3, Column 1 and place in Row 2, Column 2.) Note: Row 1, Column 2 plus Row 2, Column 2 should total 100%.
- 4) Ask the head coaches to review the most updated eligibility or squad lists for their teams. Ask coaches to confirm the names of those individuals who are on the team as of the first **date of competition**, and cross out the names of those who were cut from the team or quit the team prior to the first competitive event. Determine the total number of interscholastic athletics participants that are girls, (and place in Row 1, Column 3). In order to determine the total number of athletics participants, an individual should be counted each time he or she participates on a team. For example, if Jane Doe competes on the varsity volleyball team, the junior varsity volleyball team, the junior varsity basketball team, and the varsity softball team, she should be counted as four participants (**do not include club or intramural sports participants, cheerleaders, dance teams, or pom squads**). Calculate the same way for boys and girls. * In addition, should 8th grade students and below play on a Freshman, Junior Varsity, or Varsity team, they should also be counted for each team and sport on which they participate. If applicable, please asterisk the above notation as to how many 8th grade students & below are included in the totals. Using the same procedure, determine the total number of interscholastic athletic participants that are boys, (and place in Row 2, Column 3). Add Row 1, Column 3 plus Row 2, Column 3 to get total participants and place in Row 3, Column 3.
- 5) Calculate the percentage of female participation. (Row 1, Column 3 divided by Row 3, Column 3 and place in Row 1, Column 4.) Calculate the percentage of male participation. (Row 2, Column 3 divided by Row 3, Column 3 and place in Row 2, Column 4.) Note: Row 1, Column 4 plus Row 2, Column 4 should total 100%.

Note: While being within three percent is not a formal compliance standard; if the percent listed in Row 1, Column 4 is within 3% of Row 1, Column 2, then it provides a good target within which compliance is likely.

Principal's Signature: 

Date: 30 March 2010

2009-2010
ACCOMMODATION OF INTERESTS AND ABILITIES
SUMMARY PROGRAM CHART 2

KHSAA
Form T2
Rev. 12/07

Participation Opportunities Test Two

			Column 1	Column 2	Column 3	Column 4	Column 5
Program			Number of Teams Currently Offered	Number of Participants	Number of Teams Added since the beginning of the 2005-2006 School Year	Number of Participants Added for each team added since the beginning of the 2005-2006 School Year	Percent of Total Participation By Sex Added since the beginning of the 2005-2006 School Year
GIRLS	Row 1	varsity:	4	51	0	0	
	Row 2	j.v.:	3	44	0	0	
	Row 3	frosh:	1	9	0	0	
	Row 4	total:	8	104	0	0	0%
BOYS	Row 5	varsity:	4	69	0	0	
	Row 6	j.v.:	3	55	0	0	
	Row 7	frosh:	0	0	0	0	
	Row 8	total:	8	124	0	0	0%

- 1) For Column 1, list the number of interscholastic teams offered for girls and boys at each competitive level (varsity, junior varsity, and freshman). For girls, total each of the entries in Rows 1, 2, and 3 into Row 4. For boys, total Rows 5, 6, and 7 into Row 8.
- 2) For Column 2, list the number of participants at each level. For girls, total each of the entries in Rows 1, 2, and 3 into Row 4. For boys, total Rows 5, 6, and 7 into Row 8. **Note:** The totals in Row 4 for girls and in Row 8 for boys must be the same as the totals in Form T-1, Column 3, Rows 1 and 2 respectively.
- 3) For Column 3, list the number of interscholastic teams that have been added in the last five years at each competitive level. Count each team added during the 5 year period only one time. e.g. Girl's junior varsity soccer was added 3 years ago, count the team only once, not 3 times. For girls, total the entries in Rows 1, 2, and 3 into Row 4. For boys, total Rows 5, 6, and 7 into Row 8.
- 4) For Column 4, list the number of participants that are currently on each level of the teams that were added in the last five years. If a team was added previously but no longer exists, there are no current participants to be added for that team. For girls, total the entries in Rows 1, 2, and 3 into Row 4. For boys, total Rows 5, 6, and 7 into Row 8.
- 5) For Column 5, calculate the percentage of participants that have been added in the last five years. For girls, take the number in Column 4, Row 4 and divide by the number in Column 2, Row 4. For boys, take the number in Column 4, Row 8 and divide it by the number in Column 2, Row 8.

Note: If the percentage of current participants added in the last five years is 25% or greater, compliance with test two may be possible. If less than 25%, then compliance with test three should be analyzed. **CAUTION:** 25% is not a formal compliance standard.

Principal's Signature : 

Date: 30 March 2010

2009-2010
ACCOMMODATION OF INTERESTS AND ABILITIES
SUMMARY PROGRAM CHART 3

KHSAA
 Form T3
 Rev. 12/07


Participation Opportunities Test Three

FOR ANY QUESTION ANSWERED "YES" IDENTIFY THE RESPECTIVE SPORT(S).

	GIRLS (Yes / No)		BOYS (Yes / No)
1. For a sport <u>not</u> currently offered in your interscholastic athletics program is there sufficient interest to form a viable interscholastic team based on participation on an <u>intramural team</u> .	NO		NO
2. For a sport <u>not</u> currently offered, is there sufficient interest, based on the responses to your most recent Student Interest Survey, to form a viable <u>interscholastic team</u> for a sport not currently offered. If yes, what sport?	NO		NO
3. For a sport currently offered at the junior varsity or freshman level is there sufficient interest, based on your most recent Student Interest Survey, to form a <u>varsity team</u> not currently offered?	NO		NO
4. For a sport currently offered at the varsity level only, is there sufficient interest, based on your most recent Student Interest Survey, to form a viable team for a <u>junior varsity</u> or <u>freshman team</u> that is not currently offered?	NO		NO
5. If you answered YES to question (1), (2), (3), or (4), are there enough high schools in your geographic area offering the sport (at the appropriate level) to allow for the development of a reasonable schedule of competition?	N/A		N/A

Plans to Address Interest:

On the survey passed out this year, it is determined that there is not enough student interest or parental support to start any new programs at Allen Central.

Principal's Signature: 

Date: 30 March 2010

2009-2010
ACCOMODATION OF INTERESTS AND ABILITIES
SUMMARY PROGRAM CHART 4

Levels of Competition Test One

		Column 1	Column 2	Column 3
Girls	Team Levels	Number of Teams Currently Offered	Number of Participants	Percentage of Participants at Each Level
Row 1	varsity:	4	51	49%
Row 2	j.v.:	3	44	42%
Row 3	frosh:	1	9	9%
Row 4	total:		104	100%
Boys				
Row 5	varsity:	4	69	56%
Row 6	j.v.:	3	55	44%
Row 7	frosh:	0	0	0%
Row 8	total:		124	100%

- 1) Column 1, list the number of interscholastic teams offered for girls and boys at each competitive level; varsity, junior varsity, and freshman. (Refer to Form T-2, Accommodation of Interests and Abilities, Summary Program Chart 2, Column 1.)
- 2) For Column 2, list the number of participants at each level. For girls, total the entries in Rows 1, 2, and 3 into Row 4. For boys, total the entries in Rows 5, 6, and 7 into Row 8. (Refer to Form T-2, Accommodation of Interests and Abilities, Summary Program Chart 2, Column 2.)
- 3) For Column 3, calculate the percentage of female and male participants at each level.
For girls' varsity, junior varsity, and frosh, respectively:
 - Divide Column 2, Row 1 by Column 2, Row 4, and place the percentage in Column 3, Row 1.
 - Divide Column 2, Row 2 by Column 2, Row 4, and place the percentage in Column 3, Row 2.
 - Divide Column 2, Row 3 by Column 2, Row 4, and place the percentage in Column 3, Row 3.
 -
 For boys' varsity, junior varsity, and frosh, respectively:
 - Divide Column 2, Row 5 by Column 2, Row 8, and place the percentage in Column 3, Row 5.
 - Divide Column 2, Row 6 by Column 2, Row 8, and place the percentage in Column 3, Row 6.
 - Divide Column 2, Row 7 by Column 2, Row 8, and place the percentage in Column 3, Row 7.

Principal's Signature: 

Date: 30 March 2010

**2009-2010
ACTUAL EXPENDITURES - PROGRAM COMPARISON CHART 1
TO INCLUDE BOOSTER CLUB FUNDING**

	EQUIPMENT AND SUPPLIES		TRAVEL		AWARDS		COACHES' SALARIES (TO INCLUDE SUPPLEMENTAL AND EXTENDED EMPLOYMENT; DOLLAR AMOUNT NEEDED)		FACILITIES IMPROVEMENTS		PUBLICATIONS (IF SPORT-SPECIFIC)	
	Expenditures		Expenditures		Expenditures		Expenditures		Expenditures		Expenditures	
	School	Booster	School	Booster	School	Booster	School	Booster	School	Booster	School	Booster
G basketball	\$6078	\$2913	\$1961	\$50	\$155	\$357	\$6750	3 / 2	\$144	\$0	\$50	\$0
B basketball	\$8987	\$0	\$2440	\$0	\$310	\$0	\$6750	3 / 2	\$144	\$0	\$50	\$0
G softball	\$3485	\$4751	\$2450	\$5748	\$0	\$1169	\$2000	2 / 2	\$7428	\$0	\$222	\$0
B baseball	\$1902	\$6643	\$2502	\$0	\$243	\$329	\$2000	2 / 2	\$2344	\$0	\$55	\$0
G cross country	N/A	N/A	N/A	N/A	N/A	N/A	N/A	N/A	N/A	N/A	N/A	N/A
B cross country	N/A	N/A	N/A	N/A	N/A	N/A	N/A	N/A	N/A	N/A	N/A	N/A
G golf	N/A	N/A	N/A	N/A	N/A	N/A	N/A	N/A	N/A	N/A	N/A	N/A
B golf	N/A	N/A	N/A	N/A	N/A	N/A	N/A	N/A	N/A	N/A	N/A	N/A
G soccer	N/A	N/A	N/A	N/A	N/A	N/A	N/A	N/A	N/A	N/A	N/A	N/A
B soccer	N/A	N/A	N/A	N/A	N/A	N/A	N/A	N/A	N/A	N/A	N/A	N/A
G swimming	N/A	N/A	N/A	N/A	N/A	N/A	N/A	N/A	N/A	N/A	N/A	N/A
B swimming	N/A	N/A	N/A	N/A	N/A	N/A	N/A	N/A	N/A	N/A	N/A	N/A

1. Total expenditures on T-35 and T-36 on the 2009-2010 year report due by April 15, 2010, should reflect the total monies spent (rounded off to nearest hundred) for the entire school year of 2008-2009 ending June 30, 2009.

2. Booster Club Funding/Contributions must be included in the expenditures total. (Note: It is illegal for coaches to be paid by Booster clubs - Reference KHSAA Bylaw 27.)

Principal's Signature:  _____
Copyright 1999, Good Sports, Inc., Title IX and Gender Equity Specialists. All rights reserved.

Date: **30 March 2010**

**2009-2010
ACTUAL EXPENDITURES - PROGRAM COMPARISON CHART 2
TO INCLUDE BOOSTER CLUB FUNDING**

	EQUIPMENT AND SUPPLIS		TRAVEL		AWARDS		COACHES' SALARIES (TO INCLUDE SUPPLEMENTAL AND EXTENDED EMPLOYMENT; DOLLAR AMOUNT NEEDED)		FACILITIES IMPROVEMENTS		PUBLICATIONS (IF SPORT-SPECIFIC)	
	Expenditures		Expenditures		Expenditures		Expenditures		Expenditures		Expenditures	
	School	Booster	School	Booster	School	Booster	School	Booster	School	Booster	School	Booster
G track	\$0	\$0	\$257	\$0	\$0	\$0	\$1000	\$0	\$0	\$0	\$0	\$0
B track	\$0	\$0	\$257	\$0	\$0	\$0	\$1000	\$0	\$0	\$0	\$0	\$0
G tennis	N/A	N/A	N/A	N/A	N/A	N/A	N/A	N/A	N/A	N/A	N/A	N/A
B tennis	N/A	N/A	N/A	N/A	N/A	N/A	N/A	N/A	N/A	N/A	N/A	N/A
G volleyball	\$8755	\$2956	\$7454	\$5309	\$50	\$1484	\$2000	\$0	\$0	\$0	\$0	\$0
B wrestling	N/A	N/A	N/A	N/A	N/A	N/A	N/A	N/A	N/A	N/A	N/A	N/A
G (list sport)	N/A	N/A	N/A	N/A	N/A	N/A	N/A	N/A	N/A	N/A	N/A	N/A
B football	\$6596	\$6188	\$1494	\$54	\$394	\$472	\$7000	\$3/2	\$449	\$167	\$0	\$0
G (list sport)	N/A	N/A	N/A	N/A	N/A	N/A	N/A	N/A	N/A	N/A	N/A	N/A
B (list sport)	N/A	N/A	N/A	N/A	N/A	N/A	N/A	N/A	N/A	N/A	N/A	N/A

- Total expenditures on T-35 and T-36 on the 2009-2010 year report due by April 15, 2010, should reflect the total monies spent (rounded off to nearest hundred) for the entire school year of 2008-2009 ending June 30, 2009.
- Booster Club Funding/Contributions must be included in the expenditures total. Indicate percentage of total expenditures for each gender (if disparities are obvious, list on your Corrective Action Plan (T-80) what action you will take to correct the problem).

Gender	Expenditures	Percentage
Boys	\$ 58,740	44%
Girls	\$ 74,976	56%
Total:	\$133,716	100%

Principal's Signature: 
 Copyright 1999, Good Sports, Inc. Title IX and Gender Equity Specialists. All rights reserved.

Date: 30 March 2010

2009-2010 KHSAA TITLE IX ATHLETICS AUDIT
Checklist - Overall Interscholastic Athletics Program

KHSAA
Form T41
Rev. 12/07

DIRECTIONS:

For the Areas of Compliance (Opportunities and Benefits) listed on the left hand side of the page, place a checkmark under the appropriate column identifying whether your school provided an advantage to the Girls' Program, or to the Boys' Program or to Neither Program. A review of T-35 and T-36 spending patterns might be helpful in completing this form.

Areas of Compliance:	ADVANTAGE TO:		
	GIRLS' PROGRAM	BOYS' PROGRAM	NEITHER PROGRAM
OPPORTUNITIES			
Accommodation of Interest and Abilities			✓
BENEFITS			
Equipment and Supplies			✓
Scheduling of Games and Practice Time			✓
Travel and Per Diem Allowances			✓
Coaching			✓
Locker Rooms, Practice and Competitive Facilities			✓
Medical and Training Facilities and Services			✓
Publicity			✓
Support Services			✓
Athletic Scholarships			✓
Tutoring			✓
Housing and Dining Facilities and Services			✓
Recruitment of Student Athletes			✓

If an advantage is shown, corrective action should be shown on T-60 (Corrective Action Plan).

Principal's Signature: *Lorena Hall*

Date: 30 March 2010


ALLEN CENTRAL HIGH SCHOOL

CORRECTIVE ACTION PLAN

DIRECTIONS:

- For Column 1, indicate the intended area (Opportunities or Benefits) which needs corrective action in order to achieve gender equity. For Column 2, write the suggested change or activities that will correct the area in need of alteration. For Column 3, include the estimated completion date for the changes or activities.
- It is possible to attain compliance with Title IX and no longer need "corrective" action. However, the KHSAA strongly encourages compliant schools to identify items for improvement (Column 1), activities to accomplish the improvement (Column 2) and a timetable for completion (Column 3) that will strengthen the athletic program.
- You may copy this form as needed. Please attach corrective action plans along with audit forms and submit by April 15, 2009.

COLUMN 1	COLUMN 2	COLUMN 3
ITEM FOR CORRECTION/ IMPROVEMENT	SUGGESTED CHANGE/ ACTIVITIES	TIME TABLE FOR CORRECTIVE ACTION/ COMPLETION
Gymnasium	Completely Refinish Floor / Other Cosmetic Maintenance	Long Range - On Going
Booster Clubs	Establish written agreements, ensure appropriate administrative oversight, and write procedures for the booster clubs. Move all booster club finances under school financial control.	August 2010 (On Going - Implement SY 10 - 11) Football remains outside of school oversight
Athletic Procedures Guidelines	Write, establish, and implement an Allen Central Athletics Handbook.	August 2010 (On Going - Implement SY 10 - 11)
Football Field	Replace Lighting	Long Range - On Going
Below Gym Area - Pool Area	Construct Weight Room	Long Range - On Going
Upgrade Current County Park for Softball	Comply with Title IX Audit (SY 08 - 09)	Expect completion of Dugouts May 2010 All other items procured and operational
Equalize Expenditures	This year we spent over 12% (\$16,236) more on girls' programs than on boys' programs. The softball field equipment procurement and improvement exceeded all other facilities improvement by 5K+. Also, softball procured new uniforms in excess of \$4K. Volleyball has three teams and traveled to two varsity invitational tournaments, 15 th Region All 'A' tournament, The All 'A' State Tournament, The District and Regional Tournaments, and the JVs played in two tournays and the freshmen played in two tournays. Softball was also successful, winning the 15 th Region All 'A' tourney.	Stabilize Expenditures by SY 10 - 11.

Principal's Signature: 

Date: 30 March 2010



**2009-2010 INTERSCHOLASTIC
ATHLETICS SURVEY
Summary of Student Responses**

KHSAA
Form T63
Rev. 12/07

School Name: Allen Central High School

Enrollment (9 – 12 Grade): 398
(Should Agree with Form T-1, Column 1, Row 3)

Number of 9 – 11 Grade Students Surveyed: 308

Number of 8th Grade Students Surveyed: 105

Date: 15 October 2009

Completed By: LTC(R) Larry D. Maynard, Athletic Director

Instructions:

1. Summarize the Student Athletics Interest Surveys Form T-61 by listing the total number of responses on the line next to each sport.
2. Under the Other Category please provide a listing of the sports as well as the number of students who are interested in participating.
3. Please sign and date this Summary Form (T-63) and mail this Summary Form only to the KHSAA by April 15, 2008. Do not mail the student surveys (Form T-61). However, these Forms should be maintained in your files in the event they are requested subsequently.

413 Number of Surveys *✓ 411 413*

388 Total Returned (*A minimum of 80% return is expected*)

8 - 11 Grades Surveyed (*Should be grades 9-11 and 8th grade if school has a feeder system*)

How Was The Survey Administered (e.g. was it given in all English classes, or all home rooms, or advisee/advisor)?

In the High School, the surveys were given to each 9 – 11 Grade English Class to administer. At the Middle School, the surveys were given to each 8th Grade Homeroom to administer.

KHSAA Sanctioned Fall Sports (*List Total Number of Participation Responses*)

<u>5</u>	Cross Country (Girls)
<u>8</u>	Cross Country (Boys)
<u>88</u>	Football (Boys)
<u>5</u>	Golf (Girls)
<u>8</u>	Golf (Boys)
<u>11</u>	Soccer (Girls)
<u>15</u>	Soccer (Boys)
<u>70</u>	Volleyball (Girls)
<u>178</u>	Would NOT Participate

Winter Sport (*List Total Number of Participation Responses*)

<u>43</u>	Basketball (Girls)
<u>67</u>	Basketball (Boys)
<u>11</u>	Indoor Track (Girls)
<u>9</u>	Indoor Track (Boys)
<u>18</u>	Swimming & Diving (Girls)
<u>11</u>	Swimming & Diving (Boys)
<u>16</u>	Wrestling (Boys)
<u>213</u>	Would NOT Participate

Spring Sport (*List Total Number of Participation Responses*)

<u>78</u>	Baseball (Boys)
<u>64</u>	Fast Pitch Softball (Girls)
<u>11</u>	Tennis (Girls)
<u>9</u>	Tennis (Boys)
<u>14</u>	Track (Girls)
<u>11</u>	Track (Boys)
<u>201</u>	Would NOT Participate

Non-KHSAA Championship Sports (*From Student Survey T-61 Question 10*)

<u>58</u>	Archery
<u>13</u>	Field Hockey
<u>47</u>	Bowling
<u>19</u>	Gymnastics (Boys)
<u>47</u>	Gymnastics (Girls)
<u>13</u>	Ice Hockey
<u>11</u>	Lacrosse (Boys)
<u>4</u>	Lacrosse (Girls)
<u>68</u>	Rifle
<u>11</u>	Rodeo
<u>22</u>	Slow Pitch Softball
<u>128</u>	Volleyball (Boys)
<u>18</u>	Water Polo
<u>63</u>	Weightlifting
<u>107</u>	Would NOT Participate

Number of Students who participate in Intramural Sports
(*From Student Survey T-61 Question 5*)

<u>43</u>	Yes, If yes, which sport?
<u>345</u>	No

SPORT	NUMBER
Boys Basketball	8
Tennis	2

SPORT	NUMBER
Cheerleading	3
Ping Pong	3
Skateboarding	3
Baseball	2
Football	2
Girls Basketball	2
Softball	2
Volleyball	2
Dodge Ball	2
Swim and Dive	2

NOTE: Allen Central Does Not Have Intramural Sports

List Intramural Sports students are interested in adding:
(From Student Survey T-61 Question 6)

Sport	Number
No Answer	201
I Don't Know	13
Dodge Ball	16
Powder Puff Football	13
Tennis	13
Soccer	10
Skateboarding	7
Wrestling	6
Ping Pong	7
Swimming and Diving	4
Volleyball (Girls and Boys)	6
Archery	5
Boys Basketball	3
Cheerleading	3
Football	3
Badminton	3
Baseball	1
Dance	4
Girls Basketball	3
Golf	1
Gymnastics	3
Motor Cross	3
Softball	1
Video Games	3
Anything	12

NOTE: Allen Central Does Not Have Intramural Sports

Participation in Non-School Sports Activities

(From Student Survey T-61 Question 7)

79 Yes, If yes, which sport?
309 No

SPORT	NUMBER
Boys Basketball	16
Football	13
Volleyball	15
Baseball	9
Softball	8
Motor Cross	3
Tennis	2
Skateboarding	3
Girls Basketball	4
Hunting	9
Soccer	2
AAU	4
Biking	2
Cheerleading	3
Dance	3
Equestrian	6
Golf	1
Gymnastics	4
Lacrosse	1
Wrestling	6

Reasons for not participating in interscholastic athletics

(From Survey Question 8)

81 Yes
307 No, why don't you participate in interscholastic athletics?

- 15 I prefer other activities such as band, chorus, etc.
- 86 I don't have time
- 24 The practice schedules and game times are inconvenient
- 32 The sport I like isn't offered
- 17 It's too expensive
- 12 I prefer to participate in club or intramural sports
- 37 Working
- 147 Other (Those that answered gave these reasons):
 - I prefer Skateboard and playing a guitar
 - Don't want to
 - Homework
 - Injury
 - Waiting until next year
 - Quit

Other (continued):

Lazy

Don't like school

Student Suggestions to encourage participation

276 Did Not Provide an answer

Suggestions:

Need More Sports / Options / Add sports that are more fun (18)

Sports are fun and help keep you in shape (20)

Tell them to come out and play, they will enjoy it / Try it out (6)

School Spirit (7)

Just do it / Do what you love (7)

Stop being cheap / Make sports cheaper to participate (3)

Get more students to participate in sports (3)

Work / Prefer other activities (12)

Change times (3)

Girls Football (5)

To win (3)


Principal's Signature

15 October 2009

Date